


/// Plug-in general purpose relay

XM-17M-M400L

Monitoring relay, 3-phase, 1 C/O, 8A



Description

The XM-17M-M400L is a 3-phase monitoring relay for phase failure, phase sequence and exceeding the monitored voltage in 3-phase circuits. Supply voltage via L1, L2, L3.

An adjustable time delay can be set between 0.5 and 10 seconds to eliminate short voltage drops or peaks. The 2 LED's will give an indication depending on the status of the relay, normale state or fault state.

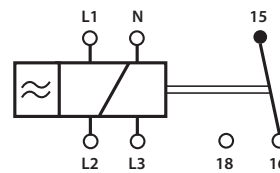
Application

Monitoring phase failure, phase sequence and exceeding of monitored voltage in 3-phase circuits for general purpose applications.

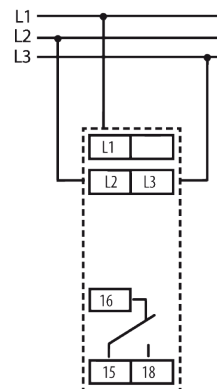
Features

- Monitors voltage 3x 400 / 230 VAC
- Monitors 3-phase
- Phase failure, phase sequence and exceeding monitored voltage in 3-phase mains
- Fixed 500 ms start-up delay
- 1 C/O contact 8 A / AC 1
- Monitoring voltage serves as supply voltage
- Adjustable time delay 0.5...10 s
- 35 mm rail mounting
- Output status by LED indicator
- Modular housing, 1 module

Connection diagram



Connection



Approvals

EN 60255-6
 EN 61010-1
 EN 61812-1



General purpose relay XM-17M-M400L

Time range

Time ranges	Adjustable 0.5 - 10 s
Time setting	Potentiometer
Setting accuracy	5 %

Output

Contacts	1x change-over contact / SPDT (AgNi/Silver alloy)
Rated current	8A / AC1
Breaking capacity	2500 VA / AC1, 240 W / DC
Inrush current	10 A
Switching voltage	250 V AC1, 24 V DC1
Min. breaking capacity DC	500 mW
Output indication	Red LED
Mechanical life	10 x 10 ⁶ operations
Electrical life (AC1)	10 x 10 ⁴ operations

Supply and measuring

Supply terminals	L1, L2, L3
Measuring terminals	L1, L2, L3
Supply voltage	3x 400 V 50 Hz
Burden	Max. 2 VA
Upper level (U _{max})	125 % Un
Bottom level (U _{max})	75 % Un
Max. permanent	3x 460 VAC
Peak overload	< 1 ms 3x 500 VAC

Mechanical characteristics

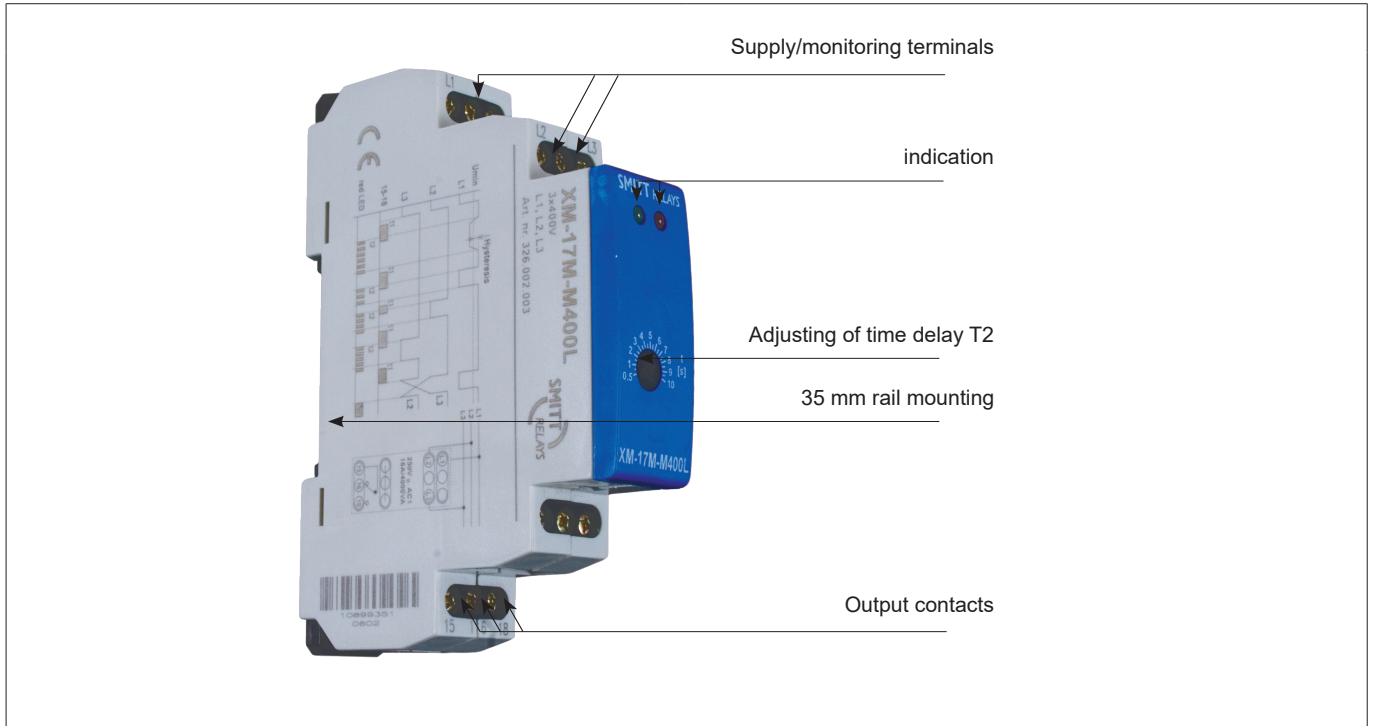
Dimensions (d x w x h)	90 x 17.6 x 64 mm
Weight	67 g

Environmental characteristics

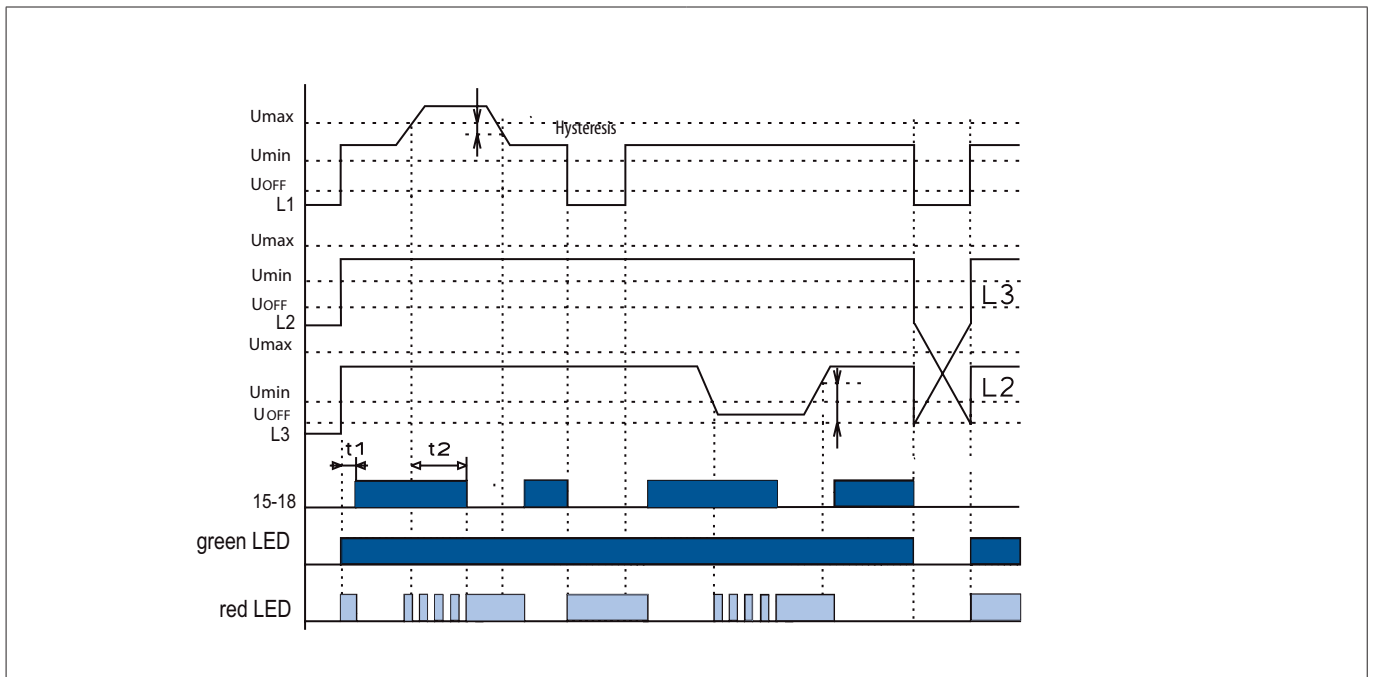
Operating temperature	-20 °C...+55 °C
Storage temperature	-30 °C...+70 °C
Electrical strength	4 kV (supply-output)
Operating position	Any
Mounting	35 mm rail
Protection degree	IP 40 front panel
Overvoltage category	III
Pollution degree	2
Max. cable size	Solid wire max. 2 x 2.5 mm ² or 1 x 4 mm ² With sleeve max. 1 x 2.5 mm ² or 2 x 1.5 mm ²

General purpose relay XM-17M-M400L

Design



Functions



General purpose relay
XM-17M-M400L

Ordering codes

Art. no.	Type	Function	Contacts	Voltage range
326001027	XM-17M-IA25U	AC 1-phase current monitoring	1 C/O	230 VAC 50/60 Hz
326002003	XM-17M-M400L	AC 3-phase voltage monitoring	1 C/O	3x 400 VAC 50 Hz
326002004	XM-17M-M400LN	AC 3-phase + N voltage monitoring	1 C/O	3x 400 VAC / 230 VAC 50 Hz
326002000	XM-17M-VA230	AC 1-phase voltage monitoring	1 C/O	48-276 VAC 50 Hz
326002002	XM-17M-2XVA230	AC 1-phase voltage monitoring	2x 1 C/O	48-276 VAC 50 Hz
326002011	XM-17M-VA400LN	AC 3-phase + N voltage monitoring	1 C/O	3x 400 VAC / 230 VAC 50 Hz
326002001	XM-17M-VD24	DC 1-phase voltage monitoring	1 C/O	6-30 VDC
326002006	XM-52M-M400L	AC 3-phase complete monitoring	2 C/O	230 VAC / 400 VAC 50/60 Hz
326002007	XM-52M-M400LN	AC 3-phase + N voltage monitoring	2 C/O	230 VAC / 400 VAC 50/60 Hz
326002005	XM-52M-VA500	AC/DC 1-phase voltage monitoring	2 C/O	10-500 VAC/DC 50 Hz

General purpose relay
XM-17M-M400L

 **Over 10 million Mors Smitt relays in use in rail transport applications worldwide!**

Mors Smitt Asia Ltd.
Unit B & C, 25/F., Casey Aberdeen House
38 Heung Yip Road, Wong Chuk Hang
Hong Kong
Tel: +852 2343 555
sales.msa@wabtec.com

Mors Smitt France SAS
2 Rue de la Mandinière
72300 Sablé-sur-Sarthe, France
Tel: +33 (0) 243 92 82 00
sales.msf@wabtec.com

Mors Smitt UK Ltd.
Graycar Business Park,
Burton on Trent, DE13 8EN, UK
Tel: +44 (0)1283 357 263
sales.msuk@wabtec.com

Wabtec Netherlands B.V.
Vrieslantlaan 6,
3526 AA, Utrecht, Netherlands
Tel: +31 (0)30 288 1311
sales.msbv@wabtec.com

Mors Smitt Technologies Ltd.
1010 Johnson Drive,
Buffalo Grove, IL 60089-6918, USA
Tel: +1 847 777 6497
salesmst@wabtec.com

RMS Mors Smitt
6 Anzed Court,
Mulgrave, VIC 3170, Australia
Tel: +61 (0)3 8544 1200
sales.rms@wabtec.com

(c) Copyright 2019

All rights reserved. Nothing from this edition may be multiplied, or made public in any form or manner, either electronically, mechanically, by photocopying, recording, or in any manner, without prior written consent from Mors Smitt. This also applies to accompanying drawings and diagrams. Due to a policy of continuous development Mors Smitt reserves the right to alter the equipment specification and description outlined in this datasheet without prior notice and no part of this publication shall be deemed to be part of any contract for the equipment unless specifically referred to as an inclusion within such contract. Mors Smitt does not warrant that any of the information contained herein is complete, accurate, free from potential errors, or fit for any particular purpose. Mors Smitt does not accept any responsibility arising from any party's use of the information in this document.