


# D-Test Switch - Plug-in, 4 pole

## Datasheet



### Features

- Manual operated relay (no coil installed)
- Latchable manual switch
- Instantaneous, 4 C/O contacts
- Voltage presence indicator
- Magnetic arc blow-out
- Compact plug-in design
- Suitable for all D-relay sockets
- To simulate a standard 4-pole D-relay (similar contact configuration)
- Transparent cover


### Description

Plug-in test switch with 4 change-over contacts to simulate D-relay operation in an electrical installation. With latchable manual operation and voltage presence indicator.


D-relay housing and contact configuration to be suitable for all D-relay sockets.

### Application


Testing and commissioning electrical installations. Can be used for maintenance purposes and fault finding.



Test for voltage presence:  
No voltage present  
(LED indicator OFF)




Test for voltage presence:  
Voltage is present  
(LED indicator ON)



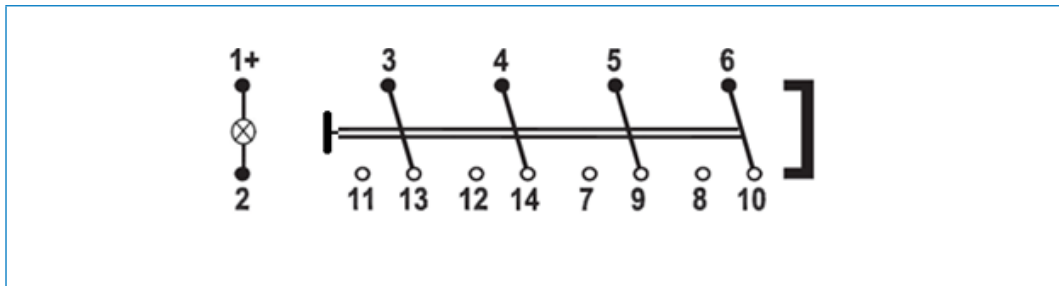
Test system by simulating energized relay:  
Contacts are manually switched

# D-Test Switch

## Technical specifications



### Connection diagram



### Contact characteristics

Amount and type of contacts	4 C/O
Maximum make current	16 A
Peak inrush current	200 A (withstand > 10 x 200 A @ 10 ms, 1 min)
Maximum continuous current	10 A (AC1 ; IEC 60947)
Maximum switching voltage	250 VDC, 440 VAC
Minimum switching voltage	12 V
Minimum switching current	10 mA
Maximum breaking capacity	110 VDC, 8 A (L/R ≤ 15 ms) 230 VAC, 10 A (cosφ ≥ 0.7)
Contact resistance	15 mΩ (initial)
Material	Ag
Contact gap	0.7 mm
Contact force	> 250 mN

### Electrical characteristics

Nominal voltage	0-110 VAC/VDC
Maximum operating voltage	137.5 VAC/VDC
LED threshold voltage	DC 16 V ± 20% AC 5-15 V
LED	Red color AC Remark: Reduced brightness with low voltage
Dielectric strength	Pole-pole IEC 60255-5 4 kV, 50 Hz, 1 min
Insulation between open contacts	2.5 kV; 50 Hz; 1 min
Pulse withstanding	IEC 60255-5 5 kV (1.2/50 μs)



# D-Test Switch

## Technical specifications

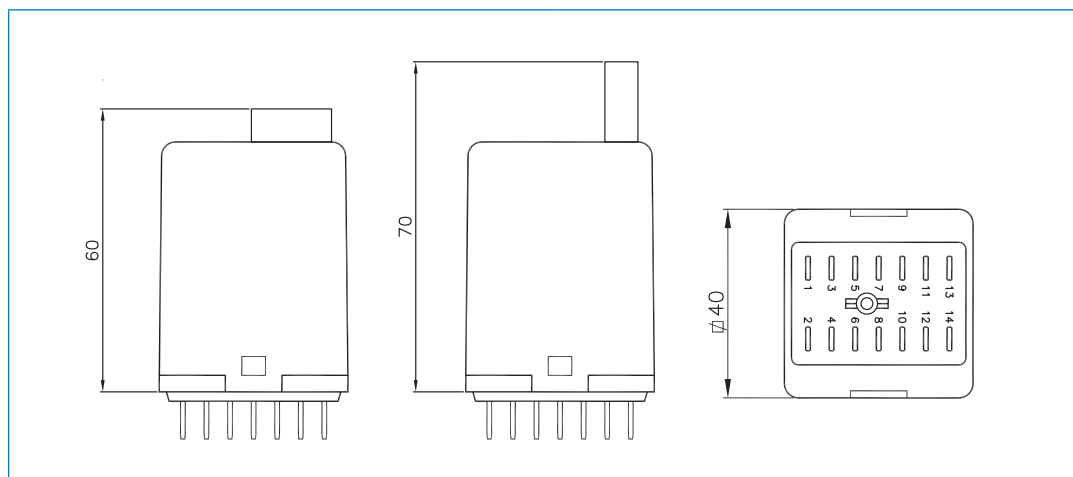
### Mechanical characteristics

Mechanical life	Switch	>10.000 operations
	Insert / pull-out	> 1.000 times
Weight		110 g

### Environmental characteristics

Vibration	IEC 61373, Category I, Class B, Body mounted
Shock	IEC 61373, Category I, Class B, Body mounted
Operating temperature	-25 °C...+55 °C
Protection	IEC 60529, IP40 (D-Test Switch on socket)


### Dimensions (mm)



### Caution



1. Unpower relay panel before exchanging relay with D-Test Switch
2. Apply fast movement when switching on to limit arc duration
3. Remove after use
4. Intended for testing and commissioning only, can not be used in normal train operation



[www.morssmitt.com](http://www.morssmitt.com)



**Mors Smitt France SAS**

2 Rue de la Mandinière  
72300 Sablé-sur-Sarthe, France  
Tel: +33 (0)243 92 82 00 F +33 (0)243 92 82 18  
E [sales.msf@wabtec.com](mailto:sales.msf@wabtec.com)

**Mors Smitt Asia Ltd.**

21/F, 9 Des Voeux Road West  
Sheung Wan, HONG KONG  
T +852 2343 5555, F +852 2343 6555  
E [sales.msa@wabtec.com](mailto:sales.msa@wabtec.com)

**Mors Smitt B.V.**

Vrieslantlaan 6, 3526 AA Utrecht  
NETHERLANDS  
T +31 (0)30 288 1311  
E [sales.msby@wabtec.com](mailto:sales.msby@wabtec.com)

**Mors Smitt Technologies Inc.**

1010 Johnson Drive  
Buffalo Grove, IL 60089-6918, USA  
T +1 847 777 6497, F +1 847 520 2222  
E [salesmst@wabtec.com](mailto:salesmst@wabtec.com)

**Mors Smitt UK Ltd.**

Graycar Business Park, Barton under Needwood  
Burton on Trent, Staffordshire, DE13 8EN, UK  
T +44 (0)1283 722650  
E [sales.msuk@wabtec.com](mailto:sales.msuk@wabtec.com)

**RMS Mors Smitt**

6 Anzed Court, Mulgrave  
VIC 3170, AUSTRALIA  
T +61 (0)3 8544 1200 F +61 (0)3 8544 1201  
E [sales.rms@wabtec.com](mailto:sales.rms@wabtec.com)