

Features

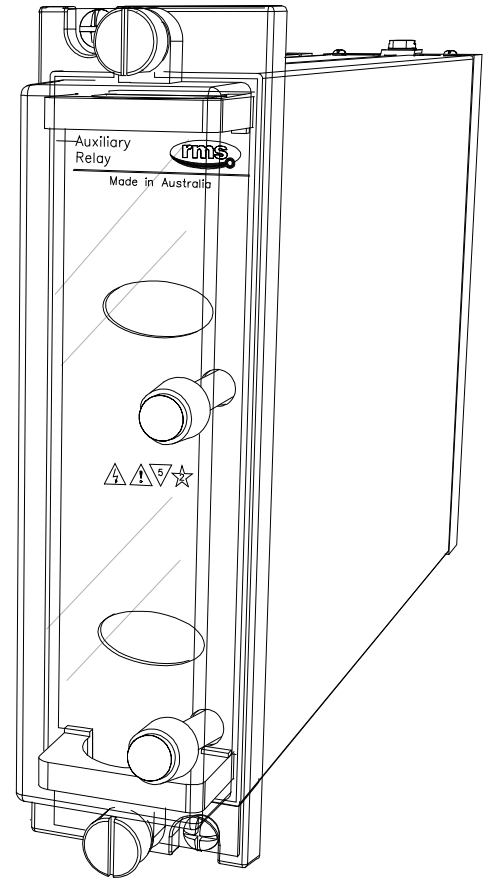
- Low burden
- Hand reset contacts & flag
- 6 contacts - specify M or B
- Draw out case
- Two elements in one case
- Equivalent function to MVAA23
- 6RM206 specification

Application

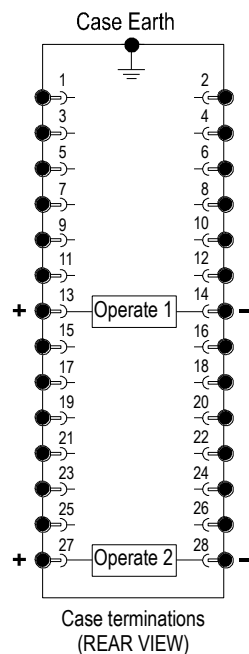
The operating element for the 6R MATRIX Auxiliary Relay functional elements are designated 6RM & are based on our 6R Series relays.

The type 6RA Series elements are low burden auxiliary relays which can be used where a scheme demands several contacts for event recording, alarm initiation, contact logic arrangements, etc.

Contacts are constructed from silver / copper alloy, shaped & positioned to ensure very reliable, low resistance operation. Over travel of the contacts during each operation causes a wiping action ensuring a clean "make".



2M28 draw out case



Relay 1	6RA23-6 Terminal Numbers					
Contacts	1-3	2-4	5-7	6-8	9-11	10-12
6M	M	M	M	M	M	M
5M+1B	M	M	M	M	M	B
4M+2B	M	M	M	M	B	B
3M+3B	M	M	M	B	B	B
2M+4B	M	M	B	B	B	B
1M+5B	M	B	B	B	B	B
6B	B	B	B	B	B	B

Relay 2	6RA23-6 Terminal Numbers					
Contacts	15-17	16-18	19-21	20-22	23-25	24-26
6M	M	M	M	M	M	M
5M+1B	M	M	M	M	M	B
4M+2B	M	M	M	M	B	B
3M+3B	M	M	M	B	B	B
2M+4B	M	M	B	B	B	B
1M+5B	M	B	B	B	B	B
6B	B	B	B	B	B	B

BURDEN (Maximum)

Operating burden is <2W at nominal voltage.

OPERATED BURDEN

(Burden after pick up at nominal)

Hand reset contacts: 1W

THERMAL RATING

All operate & reset circuits are designed to withstand continuous application of 120% of nominal voltage

OPERATING TIME

All contact configurations: 75ms maximum

CONTACT OPERATION

Latching contacts with front panel hand reset button.

FLAG OPERATION

Each relay element is supplied with a flag (target) indicator. The indicator consists of a high visibility solid dayglow orange mechanical flag.

Operation:

Drops on coil energisation.

Reset:

Hand reset with contacts.

OPERATING VOLTAGE RANGE

Guaranteed operation between 75% & 120% of nominal rated operating voltage.

NOMINAL OPERATING VOLTAGES

24, 32, 48, 110, 125, 220, 240 & 250V DC available.

CONTACTS

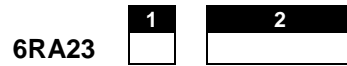
6 contacts

User to specify combination of make & break contacts

Ordering Codes

Generate the required ordering code as follows:

e.g. 6RA23-6-D-4M2B



1 NOMINAL OPERATE VOLTAGE

- | | |
|-----------|-----------|
| A 24V DC | E 125V D |
| B 32V DC | G 220V DC |
| C 48V DC | H 240V DC |
| D 110V DC | F 250V DC |

2 CONTACT ARRANGEMENT (Not to exceed maximum)

Specify the number of "MAKES" followed by M; i.e. 4M
Specify the number of "BREAKS" followed by B; i.e. 2B

6R RELAY CONTACT RATINGS

Make & Carry Continuously

3,000 VA AC resistive with maximums of 660V & 12A
3,000 W DC resistive with maximums of 660V & 12A

Make & Carry for 3 Seconds

7,500 VA AC resistive with maximums of 660V & 30A
7,500 W DC resistive with maximums of 660V & 30A

AC Break Capacity

3,000 VA AC resistive with maximums of 660V & 12A

DC Break Capacity (Amps)

Voltage		24V	48V	125V	250V
Resistive rating		12	2	0.5	0.25
L/R=40ms	Maximum break	12	1	0.25	0.15

INSULATION WITHSTAND in accordance with IEC 255-5:

2KV RMS & 1.2/50 5KV impulse between:

- ◆ all terminals & frame
- ◆ each contact group
- ◆ all contacts & coil

CASE SIZE

2M28-S draw out case

